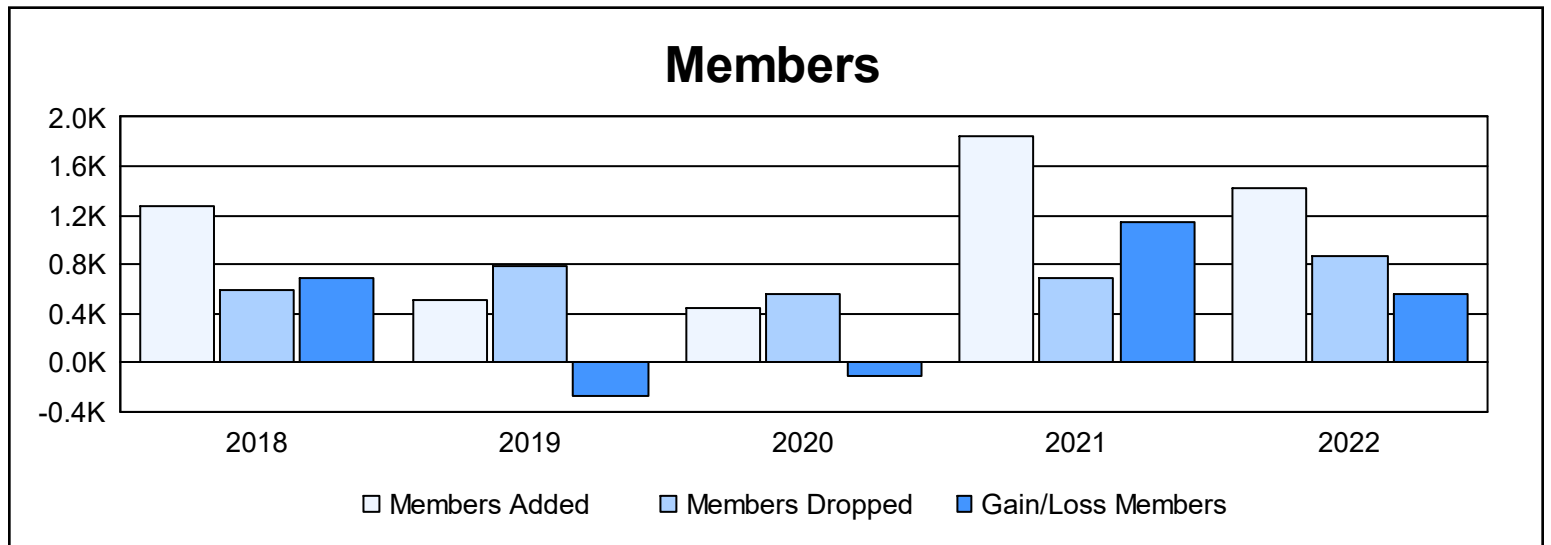
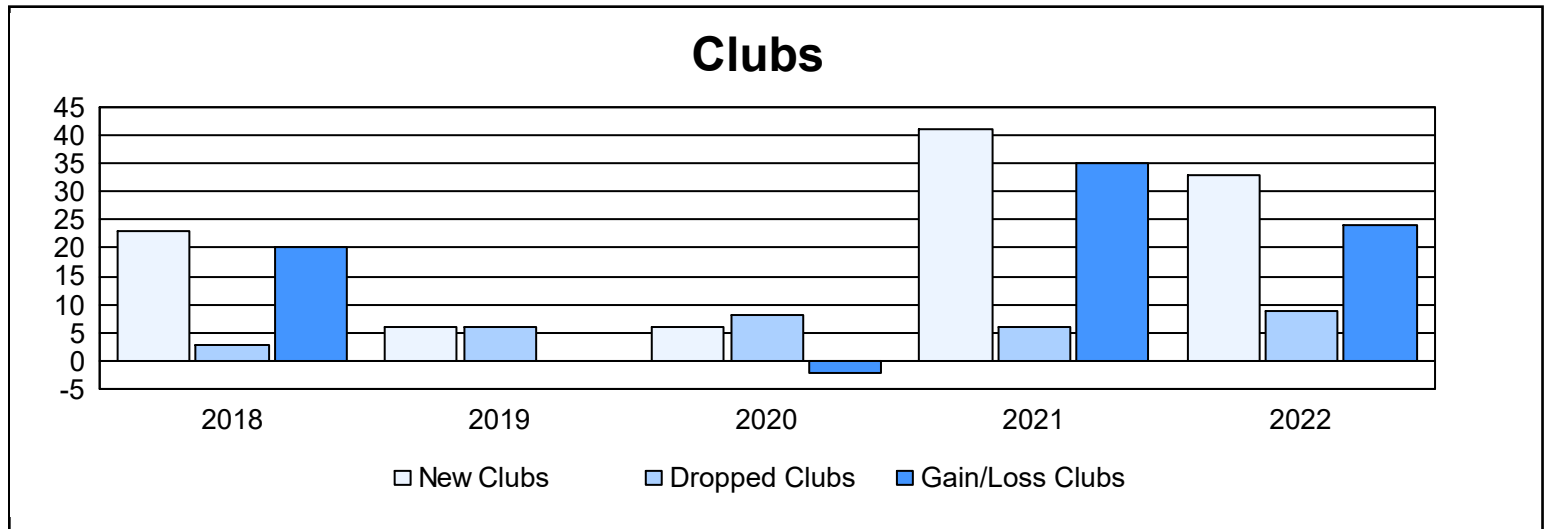
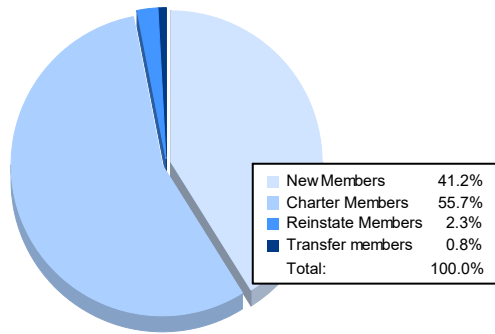


Year	New Clubs	Dropped Clubs	Gain/ Loss Clubs	New Members	Charter Members	Reinstate Members	Transfer Members	Total Member Added	Total Members Dropped	Gain/ Loss Members
2017-2018	23	3	20	629	583	44	22	1,278	594	684
2018-2019	6	6	0	269	147	59	30	505	778	-273
2019-2020	6	8	-2	244	156	28	20	448	550	-102
2020-2021	41	6	35	594	1,142	70	33	1,839	695	1,144
2021-2022	33	9	24	584	791	32	12	1,419	865	554
Average	22	6	15	464	564	47	23	1,098	696	401



Membership Composition June 2022 Cumulative



Gender Composition June 2022 Cumulative

